



# BSP Spain Statistics

## Summary

	Single Month			Year Accumulated			12 Months Period		
	Feb 05	Feb 04	% Var.	Jan to Feb 05	Jan to Feb 04	% Var.	Mar 04 to Feb 05	Mar 03 to Feb 04	% Var.
Domestic SCU's:	974.465	1.012.819	-3,79%	1.860.600	1.926.422	-3,42%	12.009.956	12.290.358	-2,28%
International SCU's:	487.382	440.290	10,70%	920.331	837.401	9,90%	5.953.686	5.667.762	5,04%
Cash SCU's:	853.058	919.977	-7,27%	1.637.639	1.743.499	-6,07%	11.434.405	11.465.506	-0,27%
Credit SCU's:	608.789	533.132	14,19%	1.143.292	1.020.324	12,05%	6.529.237	6.492.614	0,56%
Subtotal Valid SCU's:	1.461.847	1.453.109	0,60%	2.780.931	2.763.823	0,62%	17.963.642	17.958.120	0,03%
Void SCU's:	146.504	105.608	38,72%	277.574	209.307	32,62%	1.554.083	1.106.624	40,43%
Total SCU's:	1.608.351	1.558.717	3,18%	3.058.505	2.973.130	2,87%	19.517.725	19.064.744	2,38%
Domestic Sales (EUR):	138.350.574	131.895.008	4,89%	261.992.975	246.338.635	6,35%	1.718.969.955	1.701.756.543	1,01%
International Sales (EUR):	221.871.466	195.706.833	13,37%	415.203.448	376.516.655	10,27%	2.735.840.599	2.596.811.391	5,35%
Cash Sales (EUR):	184.761.447	171.737.090	7,58%	344.349.574	327.491.437	5,15%	2.488.277.363	2.413.691.024	3,09%
Credit Sales (EUR):	175.460.593	155.864.751	12,57%	332.846.850	295.363.854	12,69%	1.966.533.191	1.884.876.911	4,33%
Total Sales (EUR):	360.222.040	327.601.841	9,96%	677.196.424	622.855.290	8,72%	4.454.810.554	4.298.567.935	3,63%
Dom. Sales per SCU (EUR)	141,98	130,23	9,02%	140,81	127,87	10,12%	143,13	138,46	3,37%
Inter. Sales per SCU (EUR):	455,23	444,50	2,42%	451,15	449,63	0,34%	459,52	458,17	0,29%
Sales per SCU (EUR):	223,97	210,17	6,56%	221,41	209,49	5,69%	228,24	225,47	1,23%



# BSP Spain Statistics

## Domestic Gross Sales

— Current Year — Previous Year — Trend





# BSP Spain Statistics

## International Gross Sales

— Current Year — Previous Year — Trend

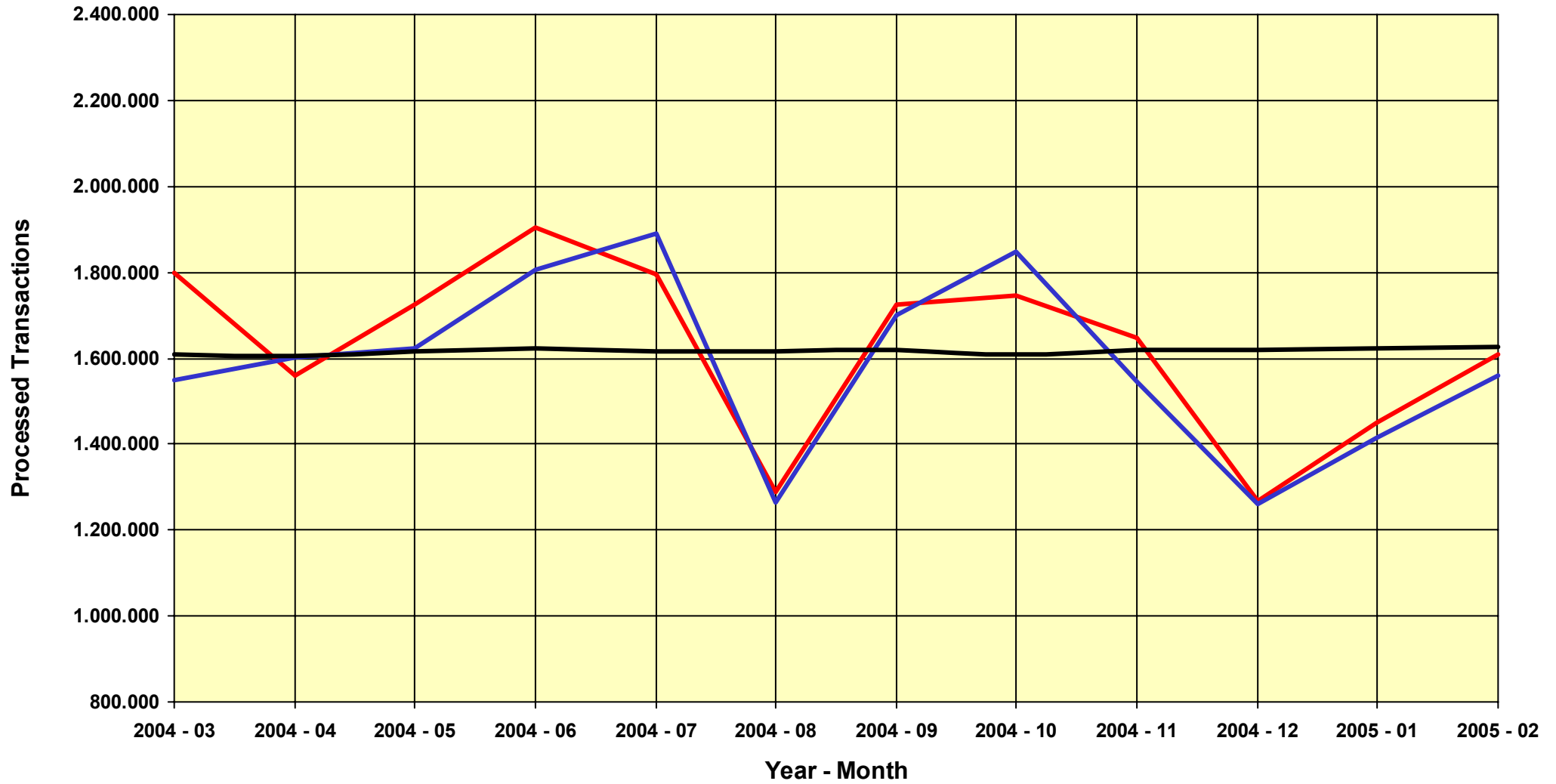




# BSP Spain Statistics

## Processed Transactions (SCU's)

— Current Year — Previous Year — Trend

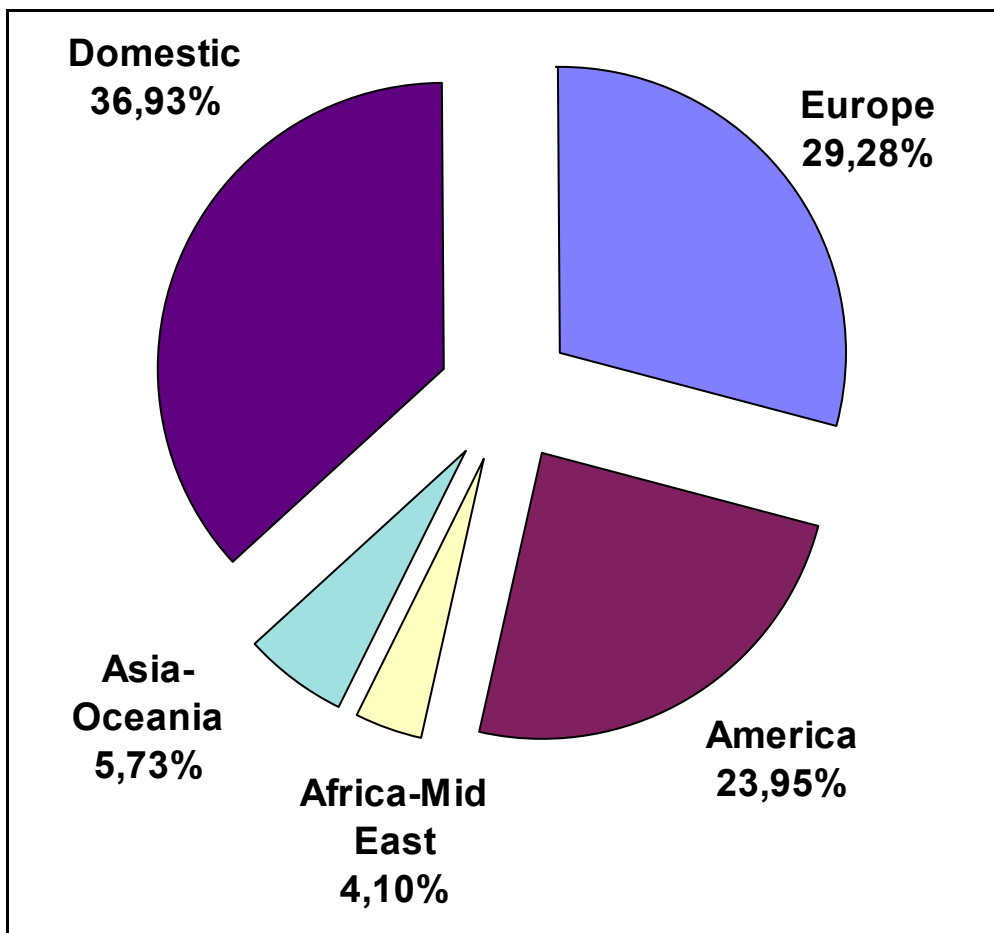




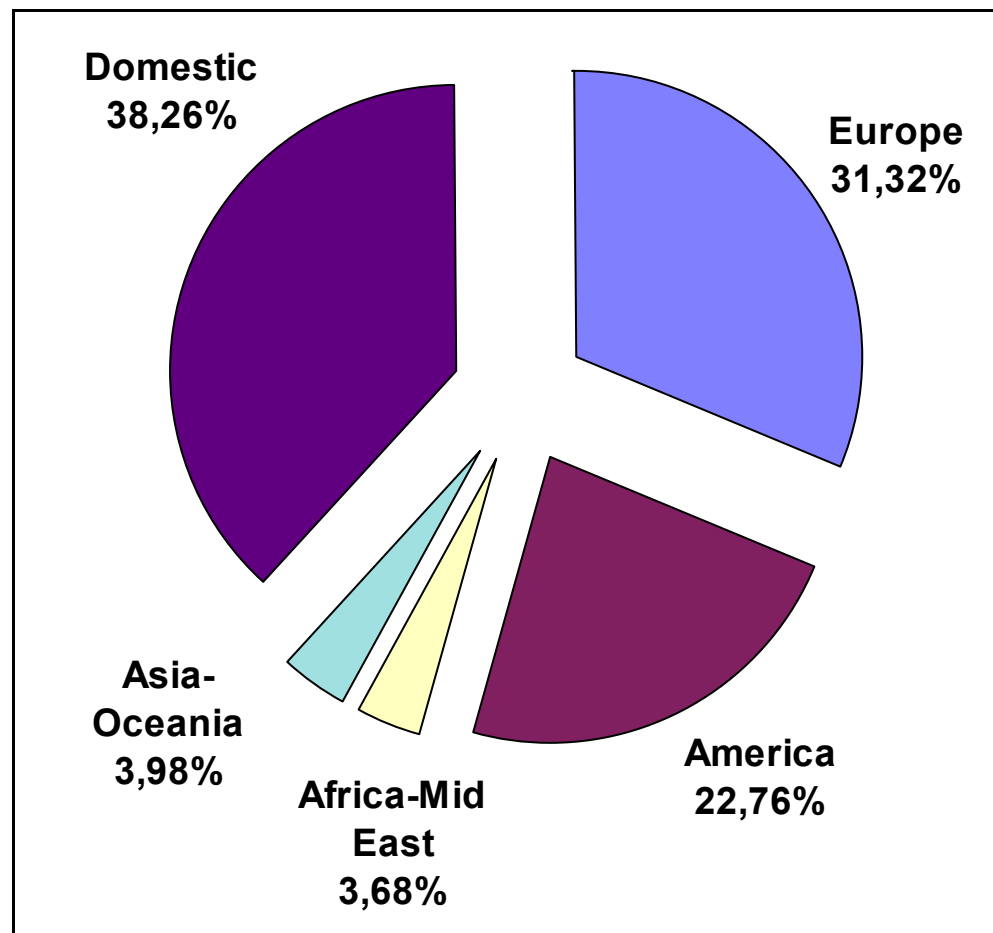
# BSP Spain Statistics

## Destination Sales Comparative

### February 2005



### February 2004





# BSP Spain Statistics

## Destination Sales Comparative

### From March 04 to February 05

### From March 03 to February 04

